

UTM Winter 2026 UG Course Evaluation Report

Please review the [Step-by-Step Guide to Reviewing Your Course Evaluations](#) for instructors to assist with interpreting your report(s).

Content of Course Evaluation Reports

The University of Toronto's Cascaded Course Evaluation Framework (CCEF) offers the opportunity for students to provide feedback on their own learning experiences. The CCEF comprises institutional items, divisional items, departmental items as well as instructor-selected items. More information about the CCEF is available on the [course evaluations website](#).

While interpreting course evaluation results, it is important to keep the following in mind:

Course evaluations provide student perspectives on their learning experiences in the course and experts on teaching evaluation advise that no individual method gives the complete picture of an instructor's teaching effectiveness. Moreover, in the U of T context, other factors such as class size and class level were found to cause small variations in the numerical ratings.

This report contains four sections:

<p>Section 1: Quantitative Data Results of institutional, divisional, and departmental rating-scale items.</p>	<p>Section 2: Instructor-Selected Items Results of rating-scale items you have selected during the Item Selection period this term.</p>	<p>Section 3: Comparative Data Comparative results of this course vs. all courses evaluated in the department and/or division this term.</p>	<p>Section 4: Qualitative Comments Unedited student responses to the institutional open-ended questions.</p>
---	---	--	---

Statistical Terms Used in this Report

<p>Mean: The mathematical average.</p>	<p>Median: The middle value when all responses are ordered. Less sensitive to extreme and/or divergent scores.</p>	<p>Mode: The most frequently occurring score.</p>	<p>Standard Deviation: A measure to indicate the "spread" of the scores.</p>
<p>The Institutional Composite Mean (ICM): A mathematical average of the first five institutional rating scale items (Ins01-05), which represent institution-wide teaching and learning priorities.</p> <p>The 2018 Validation Study established the reliability and validity of using the ICM as a metric to understand students' collective experiences.</p>		<p>% of Endorsement: The percentage of respondents that selected the two most positive response options ("A Great Deal" and "Mostly" combined in Ins01 to Ins05; "Excellent" and "Very good" combined in Ins06).</p>	

UTM Winter 2026 UG Course Evaluation Report for Shengqiao Lin

Course Name: State Plan & Markets POL309Y5-Y-LEC0101
Delivery Mode: INPER

Division: ERIN
Department: UMPOL

Raters	Students
Responded	12
Invited	50
Response Ratio	24%

Section 1: Course Evaluation Results - Quantitative Data

This section provides a figure and statistical information about institutional, divisional, and departmental rating-scale items. Please see Section 4 for open-ended responses.

For the 6 institutional items (Ins01 to Ins06), the two sets of scales and the associated numerical values are:

Ins01-Ins05	Ins06
Not at all-1	Poor-1
Somewhat-2	Fair-2
Moderately-3	Good-3
Mostly-4	Very Good-4
A Great Deal-5	Excellent-5

Divisional and departmental items may use scales different than the two noted above.

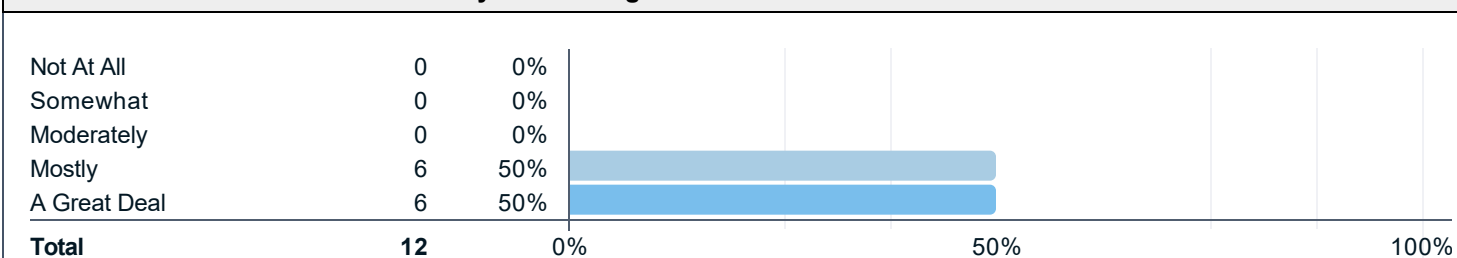
The bar graphs provide the number and percentage of respondents selecting each answer option for each item. The distribution of answer options in the bar graphs gives the most complete information about the typical student response and the variability in the distribution of responses. When interpreting course evaluation results, the bar graph provides more nuanced information than any summary statistic alone.

Mean, Median, Mode and Standard Deviation are calculated from the numerical values of each answer option.

“% of Endorsement” indicates the percentage of respondents that selected the two most positive response options (“A Great Deal” and “Mostly” combined in Ins01 to Ins05; “Excellent” and “Very good” combined in Ins06). Please note that divisional and departmental items might use scales that are not in ascending order and thus “% of Endorsement” is only provided for institutional rating-scale items.


Institutional Items

Ins01. I found the course intellectually stimulating.



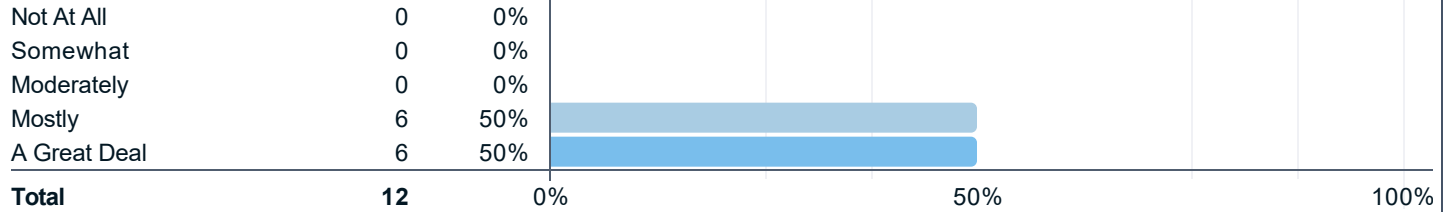
Statistics	Value
Mean	4.5
Median	4.5
Mode	4, 5
Standard Deviation	0.5
% of Endorsement	100%

Ins02. The course provided me with a deeper understanding of the subject matter.



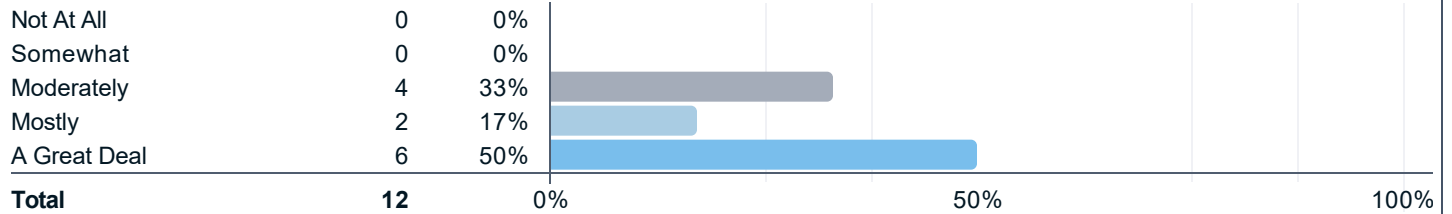
Statistics	Value
Mean	4.8
Median	5.0
Mode	5
Standard Deviation	0.5
% of Endorsement	100%

Ins03. The instructor (Shengqiao Lin) created an atmosphere that was conducive to my learning.



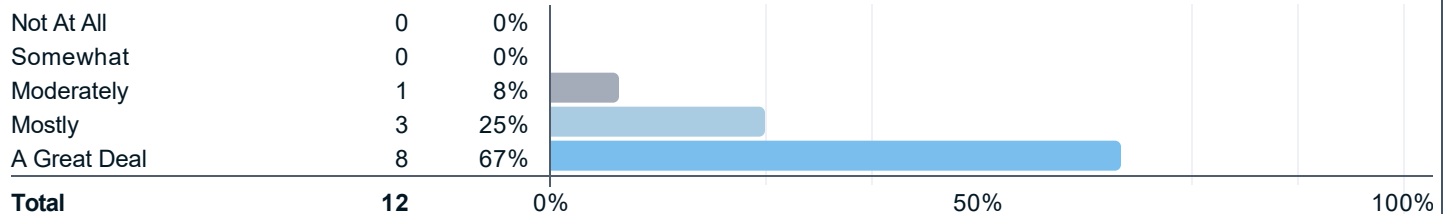
Statistics	Value
Mean	4.5
Median	4.5
Mode	4, 5
Standard Deviation	0.5
% of Endorsement	100%

Ins04. Course projects, assignments, tests, and/or exams improved my understanding of the course material.



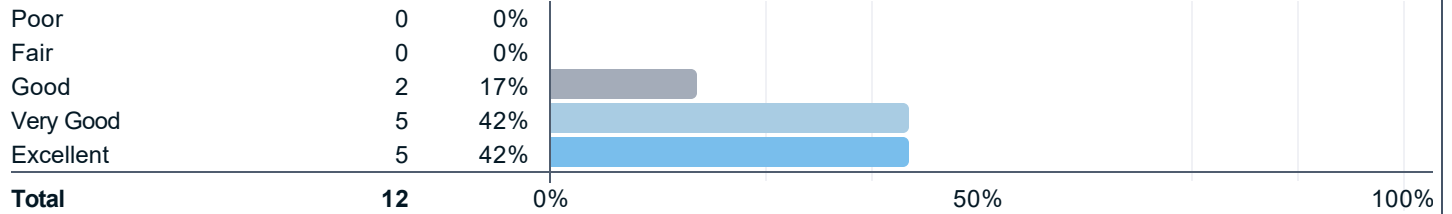
Statistics	Value
Mean	4.2
Median	4.5
Mode	5
Standard Deviation	0.9
% of Endorsement	67%

Ins05. Course projects, assignments, tests and/or exams provided opportunity for me to demonstrate an understanding of the course material.



Statistics	Value
Mean	4.6
Median	5.0
Mode	5
Standard Deviation	0.7
% of Endorsement	92%

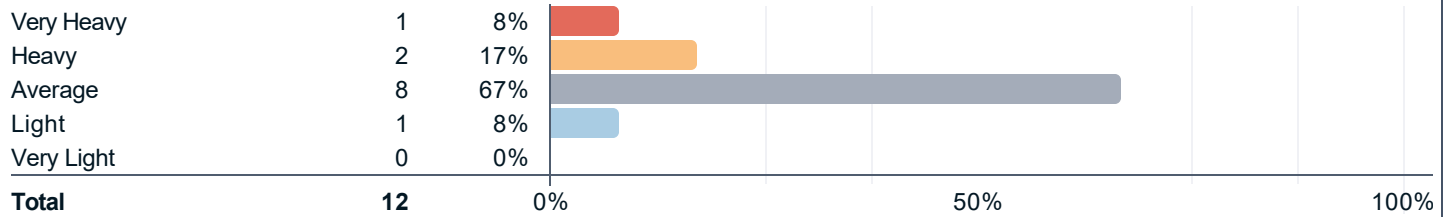
Ins06. Overall, the quality of my learning experience in this course was:



Statistics	Value
Mean	4.3
Median	4.0
Mode	4, 5
Standard Deviation	0.8
% of Endorsement	83%

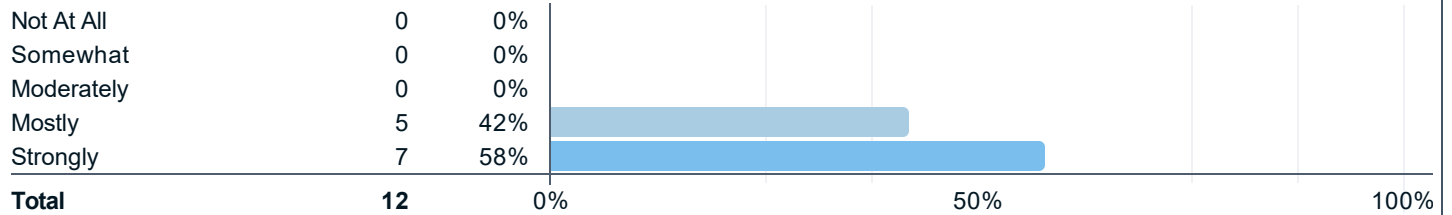
Divisional Items

UTM001 Compared to other courses, the workload for this course was...



Statistics	Value
Mean	3.3
Median	3.0
Mode	3
Standard Deviation	0.8

UTM002 I would recommend this course to other students.



Statistics	Value
Mean	4.6
Median	5.0
Mode	5
Standard Deviation	0.5

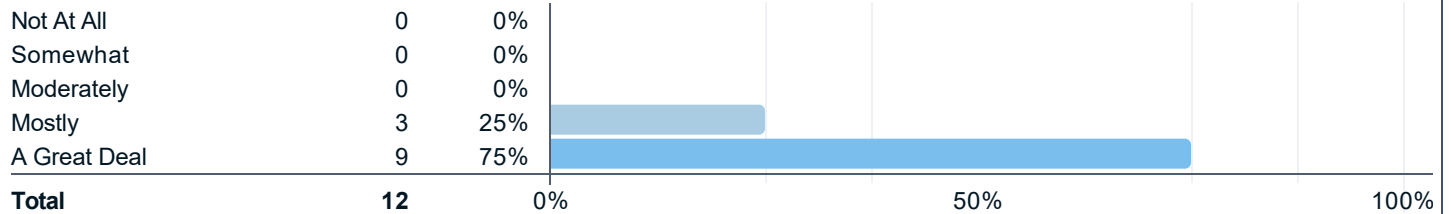
UTM003 The course inspired me to learn more about the subject matter.

Not At All	0	0%	
Somewhat	0	0%	
Moderately	0	0%	
Mostly	6	50%	
A Great Deal	6	50%	
Total	12	0%	50% 100%

Statistics	Value
Mean	4.5
Median	4.5
Mode	4, 5
Standard Deviation	0.5

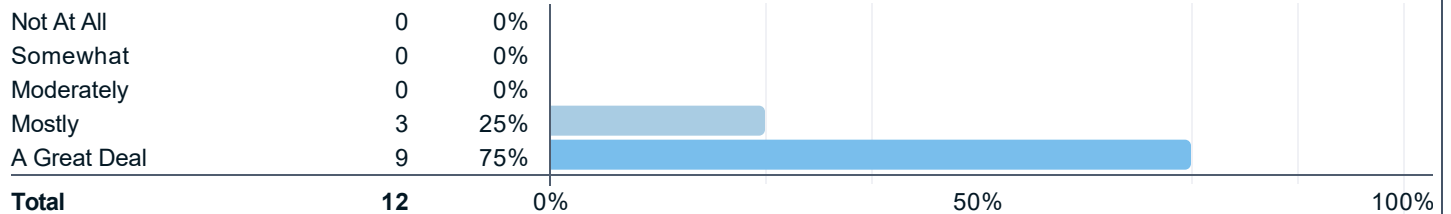
Departmental Items

UMTPOLSCI01 The course stimulated new ways for me to think about the world.



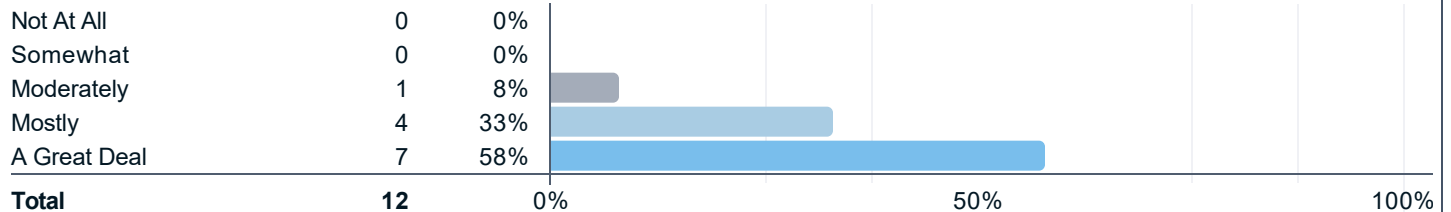
Statistics	Value
Mean	4.8
Median	5.0
Mode	5
Standard Deviation	0.5

UMTPOLSCI02 When lecturing, the instructor ([Shengqiao Lin](#)) went beyond their personal opinion and included different perspectives on course topics.



Statistics	Value
Mean	4.8
Median	5.0
Mode	5
Standard Deviation	0.5

UMTPOLSCI03 Course assignments, projects, tests, and/or papers highlighted important concepts in the course.



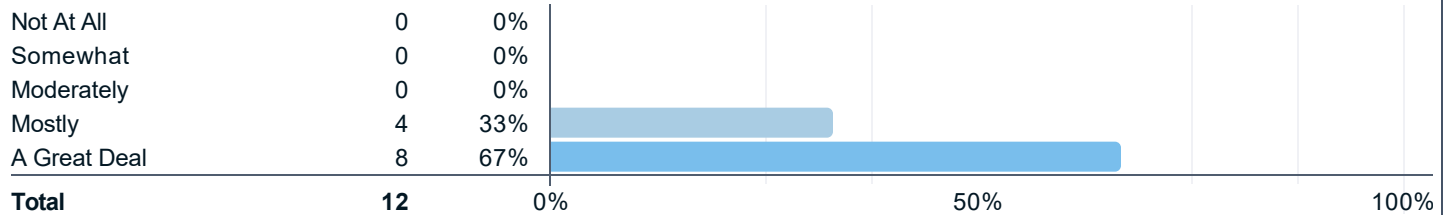
Statistics	Value
Mean	4.5
Median	5.0
Mode	5
Standard Deviation	0.7

Section 2: Instructor-selected Items

This section provides the results of the quantitative items you selected from the item bank during the question personalization period. These results are available only to you as they serve for personalized formative feedback.

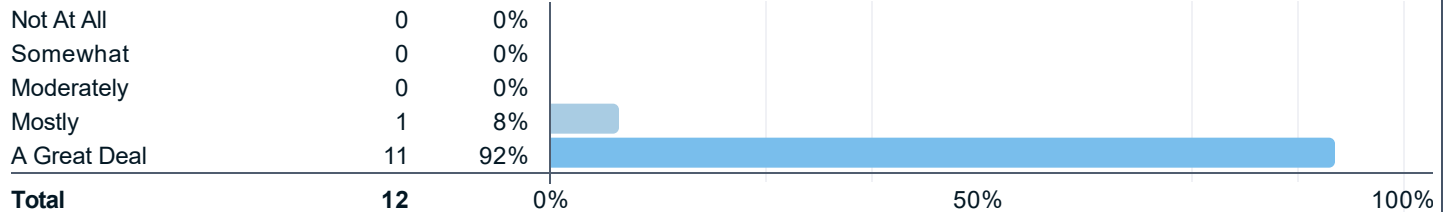
Please note instructor-selected items are *not included* in the administrative report provided to your department.

A-1. The course instructor ([Shengqiao Lin](#)) encouraged interaction with students, either through office visits or email.



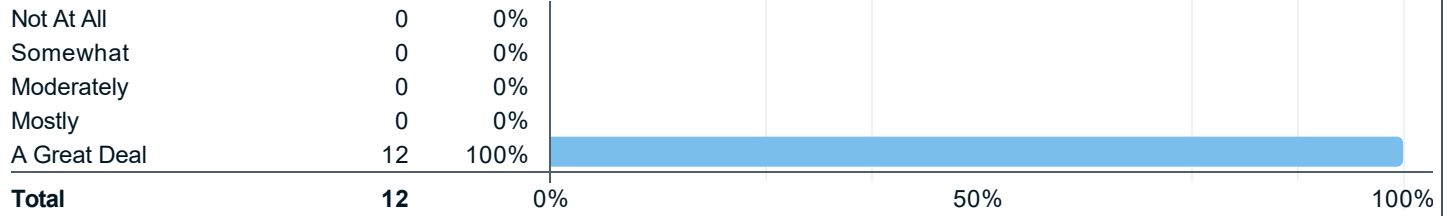
Statistics	Value
Mean	4.7
Median	5.0
Mode	5
Standard Deviation	0.5

A-2. During the course, the course instructor ([Shengqiao Lin](#)) was approachable when students sought guidance.



Statistics	Value
Mean	4.9
Median	5.0
Mode	5
Standard Deviation	0.3

D-1. The course instructor ([Shengqiao Lin](#)) responded respectfully to students' questions.



Statistics	Value
Mean	5.0
Median	5.0
Mode	5
Standard Deviation	0.0

Section 3: Comparative Data

This section provides comparative information (i.e., means and medians) between the results of this course and those of all courses evaluated in the department (if applicable) and/or in the division **in this term**.

Please note that means for the department/division are weighted by the number of respondents so courses with higher numbers of respondents carry more weight in the calculation of the departmental/divisional mean values.

The departmental and divisional median values are the middle values when responses from all courses are ordered.

Departmental/divisional mean and median values are provided for comparison but due to other course factors that may influence the responses for a course, they should not be regarded as definitive benchmarks.

Institutional Composite Mean (ICM): A mathematical average of the first five institutional rating scale items (Ins01-05).		
Course	Department	Division
4.5	4.1	4.0

Institutional Items	Course Mean	Dept Mean	Div Mean	Course Median	Dept Median	Div Median
Ins01. I found the course intellectually stimulating.	4.5	4.1	4.0	4.5	4.0	4.0
Ins02. The course provided me with a deeper understanding of the subject matter.	4.8	4.2	4.1	5.0	5.0	4.0
Ins03. The instructor (Shengqiao Lin) created an atmosphere that was conducive to my learning.	4.5	4.3	4.2	4.5	5.0	5.0
Ins04. Course projects, assignments, tests, and/or exams improved my understanding of the course material.	4.2	4.0	4.0	4.5	4.0	4.0
Ins05. Course projects, assignments, tests and/or exams provided opportunity for me to demonstrate an understanding of the course material.	4.6	4.1	4.0	5.0	4.0	4.0
Ins06. Overall, the quality of my learning experience in this course was:	4.3	3.9	3.8	4.0	4.0	4.0

Divisional Items	Course Mean	Dept Mean	Div Mean	Course Median	Dept Median	Div Median
UTM001 Compared to other courses, the workload for this course was...	3.3	3.0	3.1	3.0	3.0	3.0
UTM002 I would recommend this course to other students.	4.6	3.9	3.7	5.0	4.0	4.0
UTM003 The course inspired me to learn more about the subject matter.	4.5	3.9	3.7	4.5	4.0	4.0

Departmental Items	Course Mean	Dept Mean	Course Median	Dept Median
UMTPOLSCI01 The course stimulated new ways for me to think about the world.	4.8	4.0	5.0	4.0
UMTPOLSCI02 When lecturing, the instructor (Shengqiao Lin) went beyond their personal opinion and included different perspectives on course topics.	4.8	4.3	5.0	5.0
UMTPOLSCI03 Course assignments, projects, tests, and/or papers highlighted important concepts in the course.	4.5	4.2	5.0	4.0

Section 4: Qualitative Comments

Please note that unedited student responses are presented here in random order.

When reviewing student responses, look for common themes and focus on actionable feedback. For assistance interpreting your report(s), please see details on the [Step-by-Step Guide to Reviewing Your Course Evaluations for Instructors](#).

Ins07. Please comment on the overall quality of the instruction in this course.

Comments
I really enjoyed learning the topics and concepts of this course. Especially with the content covered in the second semester, I saw a lot of relevance and real-world application. I think the essays were a bit of a passive way to test our learning but I still enjoyed the content overall and found it highly stimulating.
I really enjoyed taking a course with this professor. His teaching style is engaging and makes it easy to follow the material. He explains concepts clearly and provides helpful examples that make the subject easier to understand. He's approachable and supportive, always willing to answer questions and help students when they need it. His instructions and expectations are clear, which makes it easy to stay on track and complete assignments confidently. Overall, he creates a positive and encouraging learning environment. I found his class to be both enjoyable and informative, and I would gladly take another course with him in the future.
Although the course load has been quite challenging, I can respect that the content and its delivery was amazing and that the readings assigned were interesting and stimulating. I would recommend multiple term tests or quizzes that break down the content more because the final tests have been difficult to study for since they're cumulative and each lecture covers so much and in such great detail. The essays were actually great, and I realized that they act as great tools for testing your understanding of the teachings. Difficult to keep up with, so I would recommend maybe smaller responses on discussion boards or a larger paper for each term. Overall, Professor Lin's passion shines through in each lecture. It is so wonderful to learn from someone that knows a great deal about the subject matter AND can teach it so well and with so much joy! Seeing your professor excitedly explain something gets you excited too and is conducive to learning, especially when it's a heavy year-long course. I think that the perspective Professor Lin brought to the course, in his amazingly and aptly selected case studies made the content easier to understand and apply. The Chinese case studies have been so exciting because no other course I have taken thus far has considered and studied China, which I think is a disservice. Anyways, for his first year teaching, I think Professor Lin did a great job.
I believe this class was the first one instructor Lin was teaching, and he did overall a great job explaining concepts/theories and providing examples of each which was very helpful. He was very straight-forward with what he expected from the students and was always engaging with us during the lectures. The midterm and exam was completely related to exactly what we learned in the course, if you paid attention in lectures and did the readings you would find them easy. Overall, I recommend other people to take this course specially with instructor Lin, the topics in the class are very interesting and he is very passionate about what he teaches.
excellent
Instruction was clear and concise, despite a slight language barrier. Economic history was delivered very well considering the sheer breadth of the subject.
The overall quality of instruction in this course was strong, particularly in how the lectures clearly connected theoretical frameworks to real-world cases. The structured weekly topics and discussion questions helped reinforce key learning goals and encouraged critical thinking. For example, the response essay prompts were effective in guiding engagement with the readings and developing analytical writing skills.
Great instruction, especially for a first time instructor. Lectures and readings were well structured and together were very good at delivering course content
Instruction is clear and the instructor is very responsive to answer follow-up questions on the information provided
Professor was very helpful and taught in a good way.
I thought it was good and very detailed. Course content covered a lot but was structured in a way that way made it understandable. Maybe less reliance on slides and more in class discussion opportunities.
The overall quality of instruction in this course was very strong. The lectures were well-organized and clearly explained the key concepts, which made it easier to follow along and understand the material. The course also encouraged critical thinking and engagement with the topics. I also appreciated how the instructor connected course concepts to real world examples, which made the material more interesting and relevant. Overall, the course was well structured, and the instruction supported a positive and effective learning experience.

Ins08. Please comment on any assistance that was available to support your learning in the course.

Comments
Professor Lin was always available via email and his office hours to help with anything related to the course. Didn't really reach out to the TA so I am unsure with regards to the support available to us from that perspective.
Professor Lin is easy to approach and has always been very accommodating. It was very nice to see that Professor Lin routinely asked for feedback and then actioned it. For example, when students were confused on how attendance and participation was being graded, he was quick to action in-class polls and integrate more discussion in lectures to allow students to participate and engage with the content.
yes there were office hours, online support, extra office hours before exam
Professor was always happy to speak after class.
The weekly discussion board and structured essay questions also supported engagement with the readings and allowed students to deepen their understanding through ongoing practice. To further enhance support, it would be beneficial to provide more detailed feedback on response essays or offer sample answers, as this would help students better understand expectations and improve their work over time.
Office hours, email support
Assistance was good no complaints. If I needed to talk/email the professor I could.
The professor was very understanding and supportive throughout the course. He was always available for clarification regarding the course content, and his expectation on the assignments and midterms. I truly appreciated his guidance and the am very grateful for a wonderful semester. I really did enjoy this course! Thank you...