

UTM Winter 2026 UG Course Evaluation Report

Please review the [Step-by-Step Guide to Reviewing Your Course Evaluations](#) for instructors to assist with interpreting your report(s).

Content of Course Evaluation Reports

The University of Toronto's Cascaded Course Evaluation Framework (CCEF) offers the opportunity for students to provide feedback on their own learning experiences. The CCEF comprises institutional items, divisional items, departmental items as well as instructor-selected items. More information about the CCEF is available on the [course evaluations website](#).

While interpreting course evaluation results, it is important to keep the following in mind:

Course evaluations provide student perspectives on their learning experiences in the course and experts on teaching evaluation advise that no individual method gives the complete picture of an instructor's teaching effectiveness. Moreover, in the U of T context, other factors such as class size and class level were found to cause small variations in the numerical ratings.

This report contains four sections:

<p>Section 1: Quantitative Data Results of institutional, divisional, and departmental rating-scale items.</p>	<p>Section 2: Instructor-Selected Items Results of rating-scale items you have selected during the Item Selection period this term.</p>	<p>Section 3: Comparative Data Comparative results of this course vs. all courses evaluated in the department and/or division this term.</p>	<p>Section 4: Qualitative Comments Unedited student responses to the institutional open-ended questions.</p>
---	---	--	---

Statistical Terms Used in this Report

<p>Mean: The mathematical average.</p>	<p>Median: The middle value when all responses are ordered. Less sensitive to extreme and/or divergent scores.</p>	<p>Mode: The most frequently occurring score.</p>	<p>Standard Deviation: A measure to indicate the "spread" of the scores.</p>
<p>The Institutional Composite Mean (ICM): A mathematical average of the first five institutional rating scale items (Ins01-05), which represent institution-wide teaching and learning priorities.</p> <p>The 2018 Validation Study established the reliability and validity of using the ICM as a metric to understand students' collective experiences.</p>		<p>% of Endorsement: The percentage of respondents that selected the two most positive response options ("A Great Deal" and "Mostly" combined in Ins01 to Ins05; "Excellent" and "Very good" combined in Ins06).</p>	

UTM Winter 2026 UG Course Evaluation Report for Shengqiao Lin

Course Name: Topics in Political Science POL403H5-S-LEC0101
Delivery Mode: INPER

Division: ERIN
Department: UMPOL

Raters	Students
Responded	8
Invited	23
Response Ratio	35%

Section 1: Course Evaluation Results - Quantitative Data

This section provides a figure and statistical information about institutional, divisional, and departmental rating-scale items. Please see Section 4 for open-ended responses.

For the 6 institutional items (Ins01 to Ins06), the two sets of scales and the associated numerical values are:

Ins01-Ins05	Ins06
Not at all-1	Poor-1
Somewhat-2	Fair-2
Moderately-3	Good-3
Mostly-4	Very Good-4
A Great Deal-5	Excellent-5

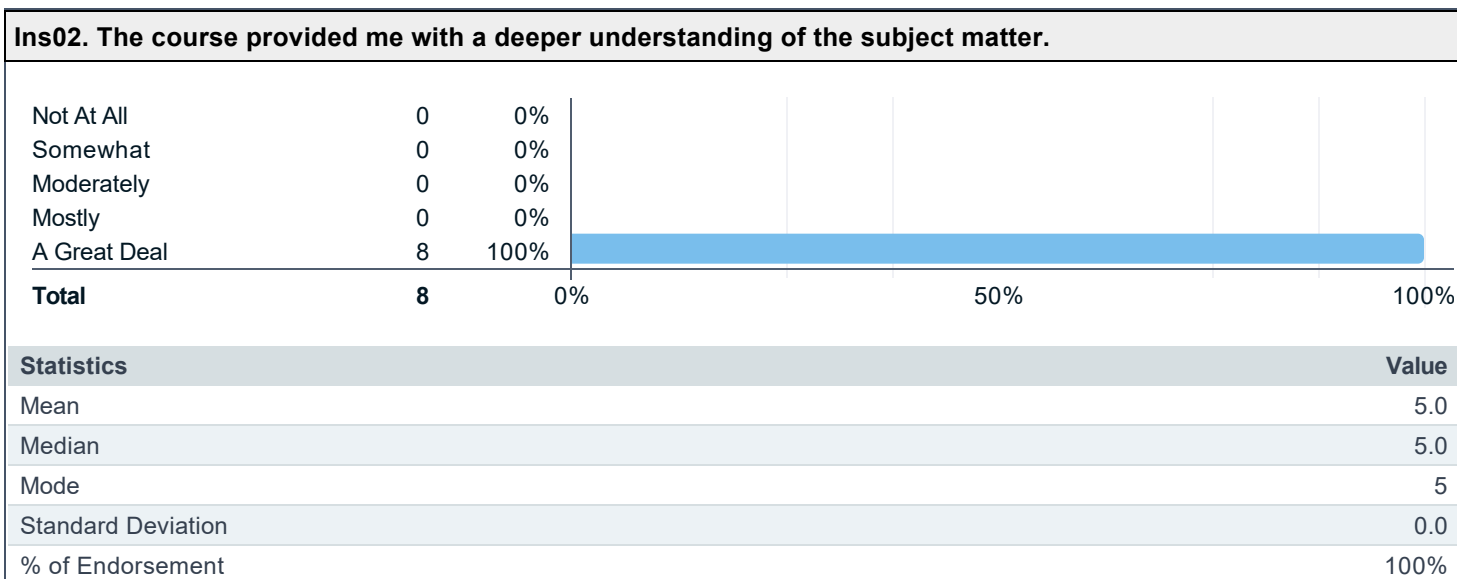
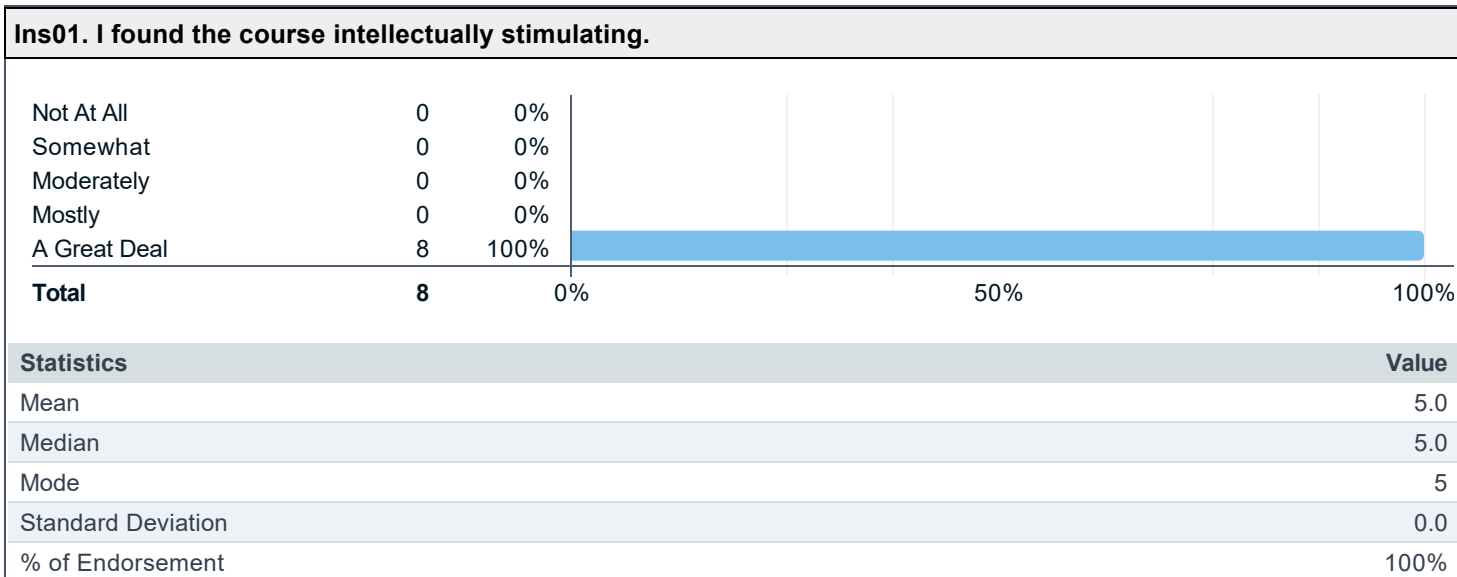
Divisional and departmental items may use scales different than the two noted above.

The bar graphs provide the number and percentage of respondents selecting each answer option for each item. The distribution of answer options in the bar graphs gives the most complete information about the typical student response and the variability in the distribution of responses. When interpreting course evaluation results, the bar graph provides more nuanced information than any summary statistic alone.


Mean, Median, Mode and Standard Deviation are calculated from the numerical values of each answer option.

“% of Endorsement” indicates the percentage of respondents that selected the two most positive response options (“A Great Deal” and “Mostly” combined in Ins01 to Ins05; “Excellent” and “Very good” combined in Ins06). Please note that divisional and departmental items might use scales that are not in ascending order and thus “% of Endorsement” is only provided for institutional rating-scale items.

Institutional Items

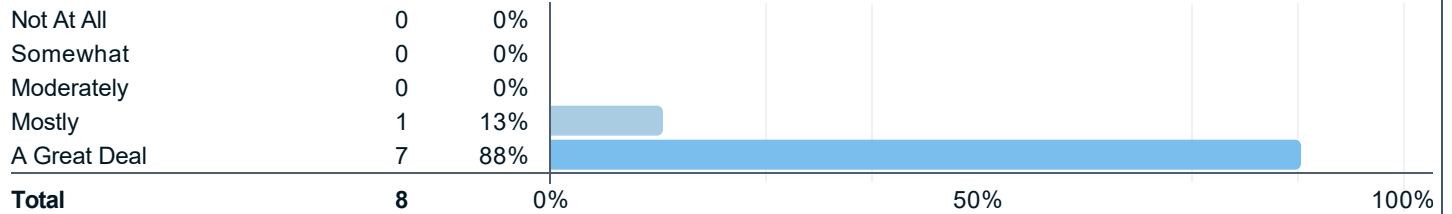


Ins03. The instructor (Shengqiao Lin) created an atmosphere that was conducive to my learning.



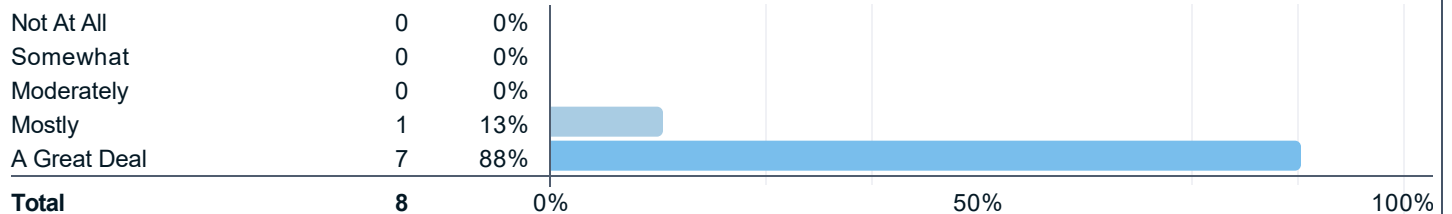
Statistics	Value
Mean	5.0
Median	5.0
Mode	5
Standard Deviation	0.0
% of Endorsement	100%

Ins04. Course projects, assignments, tests, and/or exams improved my understanding of the course material.





Statistics	Value
Mean	4.9
Median	5.0
Mode	5
Standard Deviation	0.4
% of Endorsement	100%

Ins05. Course projects, assignments, tests and/or exams provided opportunity for me to demonstrate an understanding of the course material.



Statistics	Value
Mean	4.9
Median	5.0
Mode	5
Standard Deviation	0.4
% of Endorsement	100%



Ins06. Overall, the quality of my learning experience in this course was:

Poor	0	0%	
Fair	0	0%	
Good	0	0%	
Very Good	1	13%	
Excellent	7	88%	
Total	8	0%	

Statistics	Value
Mean	4.9
Median	5.0
Mode	5
Standard Deviation	0.4
% of Endorsement	100%


Divisional Items

UTM001 Compared to other courses, the workload for this course was...

Very Heavy	0	0%	
Heavy	0	0%	
Average	5	63%	
Light	3	38%	
Very Light	0	0%	
Total	8	0%	

Statistics	Value
Mean	2.6
Median	3.0
Mode	3
Standard Deviation	0.5

UTM002 I would recommend this course to other students.

Not At All	0	0%	
Somewhat	0	0%	
Moderately	0	0%	
Mostly	0	0%	
Strongly	8	100%	
Total	8	0%	

Statistics	Value
Mean	5.0
Median	5.0
Mode	5
Standard Deviation	0.0

UTM003 The course inspired me to learn more about the subject matter.

Not At All	0	0%	
Somewhat	0	0%	
Moderately	0	0%	
Mostly	0	0%	
A Great Deal	8	100%	
Total	8	0%	0% 50% 100%

Statistics	Value
Mean	5.0
Median	5.0
Mode	5
Standard Deviation	0.0

Departmental Items

UMTPOLSCI01 The course stimulated new ways for me to think about the world.

Not At All	0	0%	
Somewhat	0	0%	
Moderately	0	0%	
Mostly	3	38%	
A Great Deal	5	63%	
Total	8	0%	0% 50% 100%

Statistics	Value
Mean	4.6
Median	5.0
Mode	5
Standard Deviation	0.5

UMTPOLSCI02 When lecturing, the instructor ([Shengqiao Lin](#)) went beyond their personal opinion and included different perspectives on course topics.

Not At All	0	0%	
Somewhat	0	0%	
Moderately	1	13%	
Mostly	0	0%	
A Great Deal	7	88%	
Total	8	0%	0% 50% 100%

Statistics	Value
Mean	4.8
Median	5.0
Mode	5
Standard Deviation	0.7

UMTPOLSCI03 Course assignments, projects, tests, and/or papers highlighted important concepts in the course.

Not At All	0	0%	
Somewhat	0	0%	
Moderately	0	0%	
Mostly	1	13%	
A Great Deal	7	88%	
Total	8	0%	0% 50% 100%

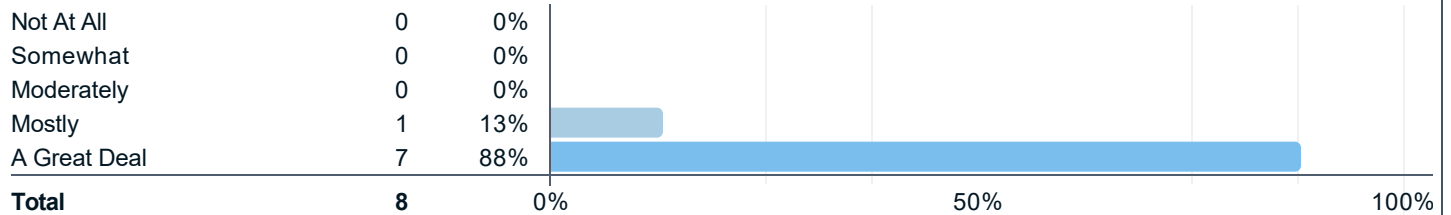
Statistics	Value
Mean	4.9
Median	5.0
Mode	5
Standard Deviation	0.4

Section 2: Instructor-selected Items

This section provides the results of the quantitative items you selected from the item bank during the question personalization period. These results are available only to you as they serve for personalized formative feedback.

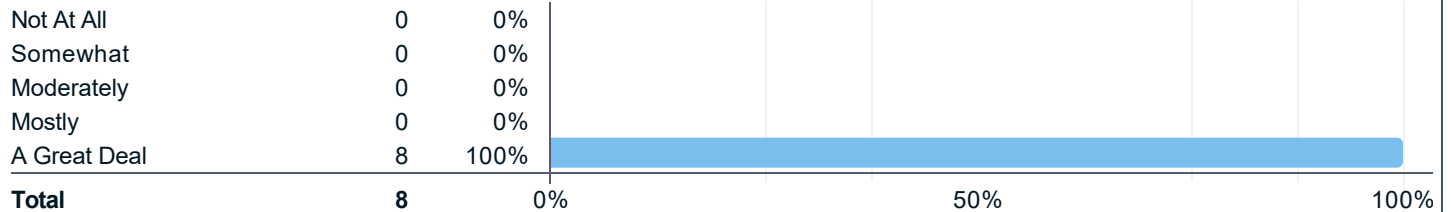
Please note instructor-selected items are *not included* in the administrative report provided to your department.

A-1. The course instructor ([Shengqiao Lin](#)) encouraged interaction with students, either through office visits or email.



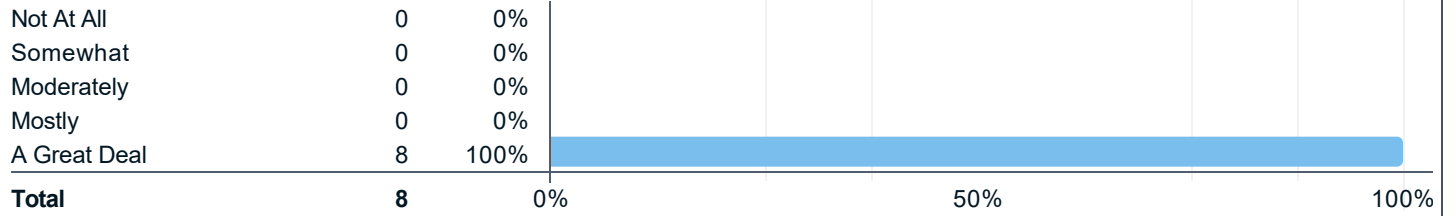
Statistics	Value
Mean	4.9
Median	5.0
Mode	5
Standard Deviation	0.4

A-2. During the course, the course instructor ([Shengqiao Lin](#)) was approachable when students sought guidance.



Statistics	Value
Mean	5.0
Median	5.0
Mode	5
Standard Deviation	0.0

C-1. The course instructor ([Shengqiao Lin](#)) was enthusiastic about the course material.



Statistics	Value
Mean	5.0
Median	5.0
Mode	5
Standard Deviation	0.0

Section 3: Comparative Data

This section provides comparative information (i.e., means and medians) between the results of this course and those of all courses evaluated in the department (if applicable) and/or in the division **in this term**.

Please note that means for the department/division are weighted by the number of respondents so courses with higher numbers of respondents carry more weight in the calculation of the departmental/divisional mean values.

The departmental and divisional median values are the middle values when responses from all courses are ordered.

Departmental/divisional mean and median values are provided for comparison but due to other course factors that may influence the responses for a course, they should not be regarded as definitive benchmarks.

Institutional Composite Mean (ICM): A mathematical average of the first five institutional rating scale items (Ins01-05).		
Course	Department	Division
5.0	4.1	4.0

Institutional Items	Course Mean	Dept Mean	Div Mean	Course Median	Dept Median	Div Median
Ins01. I found the course intellectually stimulating.	5.0	4.1	4.0	5.0	4.0	4.0
Ins02. The course provided me with a deeper understanding of the subject matter.	5.0	4.2	4.1	5.0	5.0	4.0
Ins03. The instructor (Shengqiao Lin) created an atmosphere that was conducive to my learning.	5.0	4.3	4.2	5.0	5.0	5.0
Ins04. Course projects, assignments, tests, and/or exams improved my understanding of the course material.	4.9	4.0	4.0	5.0	4.0	4.0
Ins05. Course projects, assignments, tests and/or exams provided opportunity for me to demonstrate an understanding of the course material.	4.9	4.1	4.0	5.0	4.0	4.0
Ins06. Overall, the quality of my learning experience in this course was:	4.9	3.9	3.8	5.0	4.0	4.0

Divisional Items	Course Mean	Dept Mean	Div Mean	Course Median	Dept Median	Div Median
UTM001 Compared to other courses, the workload for this course was...	2.6	3.0	3.1	3.0	3.0	3.0
UTM002 I would recommend this course to other students.	5.0	3.9	3.7	5.0	4.0	4.0
UTM003 The course inspired me to learn more about the subject matter.	5.0	3.9	3.7	5.0	4.0	4.0

Departmental Items	Course Mean	Dept Mean	Course Median	Dept Median
UMTPOLSCI01 The course stimulated new ways for me to think about the world.	4.6	4.0	5.0	4.0
UMTPOLSCI02 When lecturing, the instructor (Shengqiao Lin) went beyond their personal opinion and included different perspectives on course topics.	4.8	4.3	5.0	5.0
UMTPOLSCI03 Course assignments, projects, tests, and/or papers highlighted important concepts in the course.	4.9	4.2	5.0	4.0

Section 4: Qualitative Comments

Please note that unedited student responses are presented here in random order.

When reviewing student responses, look for common themes and focus on actionable feedback. For assistance interpreting your report(s), please see details on the [Step-by-Step Guide to Reviewing Your Course Evaluations for Instructors](#).

Ins07. Please comment on the overall quality of the instruction in this course.

Comments
Excellent. The class was exceptionally engaging
He is really friendly and approachable and really deep knowledge about Chinese politics
The professor was excellent at teaching and made the material clear and engaging. His explanations were easy to follow, which really helped me understand the course content. The office hours were especially helpful, as he took the time to answer questions and provide additional support. He was also very understanding and approachable, which made it comfortable to ask for help and stay engaged throughout the course.
Instructions are clear for me, easy to understand, and sometimes inspiring.
The overall quality of instruction in this course was excellent. The professor was not only knowledgeable, but also very easy to talk to and genuinely understanding, which made a big difference in the overall learning experience. He created a comfortable and approachable environment where students felt encouraged to ask questions and engage with the material. It was clear that he cared about whether students actually understood the concepts, rather than just memorizing content. His passion for the subject—especially his interest in China—really stood out and made the course much more engaging. The lectures were interesting, and he consistently brought in thoughtful ideas that pushed students to think more critically. This made the course feel meaningful rather than routine. Overall, this was one of the best courses I've taken. The combination of his teaching style, openness, and enthusiasm made the class both enjoyable and valuable. His ability to connect with students and present material in a clear and engaging way had a strong positive impact on my learning experience.
excellent

Ins08. Please comment on any assistance that was available to support your learning in the course.

Comments
I appreciate the extra office hours that can be booked to support with course work
office hour, the warm up discussion and presentation and more...
Professor himself is always supportive and helpful, sometimes respond the email in a minute and give very detailed feedbacks.
Professor was very easy to reach out and was always available. I have zero complaints and have genuinely enjoyed the professor and course.
yes, extra office hours, email support, virtual meeting support, in class help